

## DAFTAR PUSTAKA

- .....Republik Indonesia.Undang-Undang NO. 28 Tahun 2009 Tentang Pajak Daerah dan Retribusi daerah
- .....Republik Indonesia.Undang-undang No.16 Tahun 2010 Tentang Pajak Daerah
- A.A.N.B. Dwiranda.Efektivitas Keuangan. <http://ejournal.Uhud.ac.id> di unduh tanggal 20 maret 2015
- Bungin,Burhan.2009. *Metode Penelitian Kuantitatif kom*. Jakarta : Prenada Media
- EMBA. 1049. Vol.1 No.3 September 2013, Hal. 1049-1059, Dubin
- Enterprise and the Competitive Environment 2014 conference, ECE 2014, 6-7 March 2014, Brno,Czech Republic
- Ghozali, Imam. (2014). *Aplikasi Analisis Multivariate dengan Program SPSS*. Semarang: Badan Penerbit Universitas Diponegoro
- Halim, Abdul. 20012 .*Manajemen Keuangan Daerah*.
- Indra Widhi Ardiansyah.. *Analisis kontribusi pajak hotel dan restoran terhadap pendapatan Asli Daerah Purwarejo* 2010. Universitas Islam negeri Yogyakarta
- Jabar Abdul Jurnal Berkala Ilmiah Efisiensi Volume 14 no. 2 - Mei 2013. *Analisis potensi penerimaan dan pentargetan paja daerah kota solo..*

Mardiasmo. (2001) *Perpajakan*. Edisi Revisi 2005. Yogyakarta : Andi

Mardiasmo. (2010). *Perpajakan* . Ghali Indonesia . Jakarta

Marhayudi, Putut ( 2009). *Otonomi daerah*, Jakarta : ISMEE

Nugraha dan Arvian Triantoro . 2012 . *Analisis Efektivitas pajak restoran dan kontribusinya terhadap Pendapatan asli daerah kota bandung* .

Paramita, Vidya 2010. *pengaruh hasil pemungutan pajak hotel dan pajak restoran terhadap pendapatan asli daerah kota bandung*. Program Diploma III Fakultas Ekonomi Perpajakan, Universitas Sebelas Maret Surakarta.

Priyatno, Dwi. 2008. *Mandiri Belajar SPSS*. Yogyakarta: Mediakom

Resmi, Siti ( 2011 ) *Perpajakan II* . Jakarta : Salemba Empat

Resmi, Siti ( 2013 ) *perpajakan* . Jakarta : salemba empat

Saki,Bigio. Issues 9–10, October 2011, Pages 1021-1035:Journal of Public Economics, Elsevier, Volume 95

Siahaan, Marihot. 2011. *Pajak Daerah dan Retribusi daerah* , Jakarta: Rajawali Press

Silesian University in Opava, Univerzitni nam. 1934, 73340 Karvina, Czech Republic

Soemitro (2013) *Perpajakan I*. Jakarta : Salemba Empat

Suandy,Erly (2011) *perencanaan Pajak*. Jakarta : Salemba Empat

Sugianto (2010) Otonomi Daerah. Jakarta : Erlangga.

Tjahjono, A. dan M. Fakhri Husein. (2009). Volume 7, Nomor 2, September  
2008, hlm. 1 : Jurnal Akuntansi dan Keuangan.



## DAFTAR RIWAYAT HIDUP

Nama : Ervina Yulia Candra  
Umur : 20 tahun  
Tempat,tanggal lahir : sukabumi, 20 juli 1993  
Alamat : Jln.Tanah Merdeka RT 009/005 Ciracas-Susukan  
Jakarta timur 13750  
Agama : Islam  
Kewarganegaraan : Indonesia  
No hp : 0896-3257-5476  
Email : [ervinayulia26@yahoo.com](mailto:ervinayulia26@yahoo.com)

### **Pendidikan akhir**

- 1999-2005 Sekolah dasar 1 parungkuda
- 2006-2008 Sekolah menengah pertama negeri 1 parungkuda
- 2009-2011 Sekolah menengah atas negeri 104 jakarta jurusan IPS
- 2011-2014 Universitas Darma Persada jurusan Akuntansi

Lampiran 1 : Target dan Realisasi Penerimaan Pajak Hotel kota Bekasi Periode  
2004-2013

Tahun	Target pajak Hotel	Realisasi Pajak Hotel	(%)
2004	916,057,766.00	907,986,725.00	99.1
2005	1,092,983,050.00	967,214,238.00	88.4
2006	1,225,054,065.00	1,348,472,889.00	110
2007	1,240,609,000.00	1,254,563,232.00	101.1
2008	2,290,609,000.00	2,022,716,728.00	88.3
2009	2,297,270,500.00	2,212,566,114.00	96.3
2010	2,605,618,000.00	2,711,074,812.00	104
2011	3,299,999,400.00	3,348,011,541.00	101.4
2012	4,500,000,000.00	4,062,680,578.00	90.2
2013	4,439,768,300.00	4,836,097,802.00	108.9
	Rata-Rata		98.7

Sumber : Dinas pendapatan asli daerah kota Bekasi (diolah kembali)

Lampiran 2 : Target dan Realisasi penerimaan pajak restoran kota Bekasi  
Periode 2004-2013

Tahun	Target Pajak Restoran	Realisasi Pajak Restoran	(%)
2004	11,721,425,100.00	11,911,723,820.00	101.6
2005	13,588,744,500.00	13,144,309,043.00	96.7
2006	14,711,631,682.00	15,432,807,636.00	104.9
2007	16,439,292,000.00	18,792,438,078.00	114.3
2008	22,189,292,000.00	25,018,097,798.00	112.7
2009	27,949,910,251.00	29,072,724,403.00	104
2010	36,816,105,000.00	35,993,072,300.00	97.76
2011	43,279,918,850.00	45,324,573,725.00	104.7
2012	54,237,912,400.00	58,706,451,527.00	108.2
2013	79,243,776,270.00	81,625,437,811.00	103
	Rata-Rata		104.7

Sumber : Dinas pendapatan asli daerah kota Bekasi (diolah kembali)

Lampiran 3 : Target dan Realisasi Penerimaan Pajak Hiburan kota bekasi Periode 2004-2013

Tahun	Target P.Hiburan	Realisasi P.Hiburan	(%)
2004	1,172,101,700.00	1,292,312,402.00	110.2
2005	1,367,118,700.00	1,467,443,201.00	107.3
2006	1,539,555,317.00	1,887,490,767.00	122.5
2007	2,187,101,000.00	2,401,878,106.00	109.8
2008	4,043,143,868.00	3,704,270,966.00	91.6
2009	4,298,655,900.00	4,378,328,433.00	101.8
2010	6,528,654,900.00	5,940,680,537.00	90.9
2011	8,083,507,100.00	8,610,847,387.00	106.5
2012	12,034,187,700.00	12,749,787,164.00	105.9
2013	15,710,472,013.00	17,755,898,893.00	113
Rata-rata			105.9

Sumber : Dinas pendapatan asli daerah kota Bekasi (diolah kembali)

Lampiran 4 : Target dan Realisasi Pendapatan Asli daerah kota Bekasi periode 2004-2013

Tahun	Target PAD	Realisasi PAD	(%)
2004	13,809,584,566.00	14,112,022,947.00	102.1
2005	16,048,846,250.00	15,578,966,482.00	97.02
2006	17,476,241,064.00	18,668,771,292.00	106.8
2007	19,867,002,000.00	22,448,879,416.00	112.9
2008	28,523,044,868.00	30,745,085,492.00	107.8
2009	34,545,836,651.00	35,663,618,950.00	103.2
2010	45,950,377,900.00	44,644,827,649.00	97.1
2011	54,663,425,350.00	57,283,432,653.00	104.7
2012	70,772,100,100.00	75,518,919,269.00	106.7
2013	101,394,016,583.00	102,217,434,506.00	100.8
Rata-rata			94.88

Sumber : Dinas pendapatan asli daerah kota Bekasi (diolah kembali)

## Lampiran 4 : Hasil Perhitungan Descriptive Statistics

### Descriptive Statistics

	N	Minimum	Maximum	Mean	Std. Deviation
P.Hotel	10	9.24	110.07	89.8230	29.40058
P.Restoran	10	96.72	114.31	104.8110	5.71663
P.Hiburan	10	89.96	122.60	103.7870	10.37647
PAD	10	62.12	113.00	100.2240	14.33257
Valid N (listwise)	10				

Sumber : Hasil Output SPSS Versi 20

## Lampiran 5: Hasil Perhitungan Uji Asumsi Klasik

### Uji Normalitas

#### One-Sample Kolmogorov-Smirnov Test

	Unstandardized Residual
N	10
Normal Parameters <sup>a,b</sup>	
Mean	0E-7
Std. Deviation	6.26786971
Most Extreme Differences	
Absolute	.213
Positive	.213
Negative	-.186
Kolmogorov-Smirnov Z	.724
Asymp. Sig. (2-tailed)	.694

a. Test distribution is Normal.

Sumber : Hasil Output SPSS 20

## Lampiran 6 : Hasil perhitungan Uji Autokorelasi

Model Summary<sup>b</sup>

Model	R	R Square	Adjusted R Square	Std. Error of the Estimate	Change Statistics				Durbin-Watson	
					R Square Change	F Change	df1	df2		Sig. F Change
1	.899 <sup>a</sup>	.809	.713	7.67654	.809	8.458	3	6	.014	2.073

a. Predictors: (Constant), P.Hiburan, P.Hotel, P.Restoran

Sumber : Output SPSS, *Model Summary*<sup>b</sup>

## Lampiran 7 : Hasil Perhitungan Regresi linier Berganda

Coefficients<sup>a</sup>

Model		Unstandardized Coefficients		Standardized Coefficients Beta	T	Sig.
		B	Std. Error			
1	(Constant)	101.315	57.871		2.422	.058
	P.Hotel	-.342	.049	1.310	-1.971	.133
	P.Restoran	.753	.322	.422	3.558	-.291
	P.Hiburan	.436	.265	.188	1.870	.318

a. Dependent Variable: PAD

Sumber : Hasil Output SPSS Versi 20



## Lampiran 8 : Uji Hipotesis (Uji Parameter Individual)

### Uji Hipotesis

Coefficients<sup>a</sup>

Model	Unstandardized Coefficients		Standardized Coefficients Beta	T	Sig.
	B	Std. Error			
1 (Constant)	101.315	57.871		2.422	.058
1 P.Hotel	-.342	.049	1.310	-1.971	.133
1 P.Restoran	.753	.322	.422	3.558	-.291
1 P.Hiburan	.436	.265	.188	1.870	.318

a. Dependent Variable: PAD

Sumber : Hasil Output SPSS Versi 20



**LAPORAN****: TARGET DAN REALISASI PAD  
KOTA BEKASI****TAHAPAN TARGET****: 100,00 %****TAHUN 2004**

KODE REK	URAIAN	TARGET T.A 2004 (Rp)	REALISASI T.A 2004 (Rp)
1	2	3	4
4	PENDAPATAN DAERAH		
4 1	Pendapatan Asli Daerah		
4 1 1	Hasil Pajak Daerah		
4 1 1 1	Pajak Hotel	916,057,766.00	907,986,725.00
4 1 1 2	Pajak Restoran	11,721,425,100.00	11,911,723,820.00
4 1 1 3	Pajak Hiburan	1,172,118,700.00	1,292,312,402.00
4 1 1 4	Pajak Reklame	4,101,727,780.00	4,801,882,021.00
4 1 1 5	Pajak Penerangan Jalan	22,434,675,590.00	22,265,458,788.00
4 1 1 6	Pajak Parkir	1,328,143,767.00	1,443,664,657.00
	Pajak Pengambilan dan pengelolaan Bahan Galian c	13,545,100.00	24,120,000.00
	JUMLAH A	41,687,693,803.00	42,647,148,413.00

Sumber : dinas pendapatan asli daerah kota Bekasi

URAIAN	TARGET T.A. 2005 SEIELAH PERUBAHAN	REAUASASI S.D.BULAN I.ALU	%	REALISASI BULAN INI IR	%	REALISASI S.D.BULAN INI IR	%	SISATARGET	KETERANGAN
2	3	4	5	6	7	8	9	10	11
PENDAPATANASLIDAEERAH									
PAJAK DAERAH									
.1.01	Pajak Hotel	1,092,983,050.00	845,469,242.00	77.35	121,744,996.00	11.14	967,214,238.00	88.49	125,768,812.00
.1.01.01	HotelBintang Empat	575,000,000.00	450,082,941.00	78.28	95,987,196.00	16.69	546,070,137.00	94.97	28,929,863.00
.1.01.02	Hotel Bintang Satu	38,100,000.00	37,699,500.00	98.95	2,020,000.00	5.30	39,719,500.00	104.25	1,619,500.00
.1.01.03	Hotel non •Bintang /Melati	344,055,600.00	270,242,380.00	78.55	23,157,800.00	6.73	293,400,180.00	85.28	50,655,420.00
.1.01.04	Losmen /Rumah PenginapaoRumah Kos	3,563,400.00	4,025,000.00	112.95	580,000.00	16.28	4,605,000.00	129.23	1,041,600.00
.1.01.05	Non •Hotel/ Gedung Peftemuan	132,264,050.00	83,419,421.00	63.07			83,419,421.00	63.07	48,844,629.00
.1.02	Pajak Restornn	13,588,744,800.00	11,791,361,380.00	86.41	1,352,947,663.00	9.96	13,144,309,043.00	96.73	444,435,457.00
.1.02.01	RumahMakan	13,369,941,300.00	11,635,707,580.00	87.03	1,342,767,763.00	10.04	12,978,475,343.00	97.07	391,465,957.00
.1.02.02	Depot / WallJog / Kaki lima	18,886.00	8,184,800.00	43.34	660,700.00	3.50	8,845,500.00	46.64	10,040,900.00
.1.02.03		199,916,800.00	147,469,000.00	73.77	9,519,200.00	4.76	156,988,200.00	78.53	42,928,600.00
.1.03	Pajak Hiburnn	1,367,118,700.00	1,233,565,174.00	90.23	233,878,027.00	17.11	1,467,443,201.00	107.34	100,324,501.00
.1.03.01	Bioskop	720,000,000.00	650,499,017.00	90.35	160,993,213.00	22.36	811,492,300.00	112.71	91,492,300.00
.1.03.02	Karaoke	69,500,000.00	66,720,514.00	95.94	9,577,498.00	13.77	76,298,012.00	109.71	6,752,212.00
.1.03.03	Permainan BUlyald dan Sejenisnya	71,190,100.00	59,363,600.00	83.39	5,781,650.00	8.12	65,145,250.00	91.51	6,044,850.00
.1.03.04	Gelandang Pernalnan, Permainan Anak Sejenisnya	199,565,900.00	187,178,100.00	93.79	31,165,350.00	15.62	218,343,450.00	109.41	18,777,550.00
.1.03.05	Barber Shop / Salon	38,214,400.00	35,303,500.00	92.38	1,634,500.00	4.28	36,938,000.00	96.66	1,276,400.00
.1.03.06	Panti Kel.ligam / MancilUap	94,140,600.00	74,633,657.00	79.28	12,292,016.00	13.06	86,925,673.00	92.34	7,214,927.00
.1.03.07	KolamRenang / MancilUap	126,273,600.00	122,126,926.00	96.72	10,265,800.00	8.13	132,392,726.00	104.05	6,119,126.00
.1.03.08	Drive Golf	3,918,800.00	3,927,500.00	100.22	501,000.00	12.78	4,428,500.00	113.01	509,700.00
.1.03.09	LD /VCD / Video	8,839,500.00	6,045,000.00	68.39	584,000.00	6.61	6,629,000.00	74.99	2,210,500.00
.1.03.10	Cover Charge	32,000,000.00	3,627,790.00	11.34	533,000.00	1.67	4,160,790.00	13.00	27,839,210.00
.1.03.11	Pertandingan Olah Raga	3,430,000.00	7,831,200.00	228.31	550,000.00	16.03	8,381,200.00	244.35	4,951,200.00
.1.03.12	Pageiaran Musik		16,308,300.00				16,308,300.00		
.1.04	Pajak Reklame	4,921,799,900.00	4,411,484,800.00	89.63	549,654,300.00	11.17	4,961,139,100.00	100.80	39,339,200.00
.1.04.01	Reklame Papan /BUboard / Megatron	4,583,181,200.00	4,139,714,400.00	90.72	486,475,800.00	10.66	4,626,190,200.00	101.38	63,009,000.00
.1.04.02	Reklame Kain	50,750,000.00	47,219,700.00	93.04	3,290,400.00	6.48	50,510,100.00	99.53	239,900.00
.1.04.03	Reklame beljalan, ternasuk pada kendaraan	120,956,200.00	87,008,700.00	71.93	9,257,900.00	7.65	96,266,600.00	79.59	24,689,600.00
.1.04.04	Reklame Udara	2,537,500.00	1,275,000.00	50.25	1,275,000.00	50.25	2,550,000.00	100.49	12,500.00
.1.04.05	Reklame Alat Bersinar	164,375.00	136,267,000.00	73.91	49,355,200.00	26.77	185,622,200.00	100.68	1,247,200.00
.1.05	Pajak Penerang11nJalan	24,626,759,600.00	21,800,799,304.00	88.52	2,778,139,187.00	11.28	24,578,938,491.00	99.81	47,821,109.00
.1.05.01	Ustisik PLN	24,066,787,400.00	21,417,455,966.00	88.99	2,734,548,188.00	11.36	24,152,004,154.00	100.35	85,216,754.00
.1.05.02	Ustisik NonPLN	559,972,200.00	383,343,338.00	68.46	43,590,999.00	7.78	426,934,337.00	76.24	133,037,863.00
.1.06	Pajak Pengambilan dan PengelotaanBahan Galian c	14,300,000.00	27,300,000.00	190.91			27,300,000.00	190.91	13,000,000.00
.1.07	Pajak Psnyelenggaman ParkirSWasra	1,463,657,900.00	1,328,143,050.00	90.74	143,102,175.00	9.78	1,471,245,225.00	100.52	7,587,325.00
.1.07.01	MobH	807,915,300.00	779,990,748.00	96.54	56,542,750.00	7.00	836,533,498.00	103.54	28,618,198.00
.1.07.02	Mote;..	655,742,600.00	548,152,302.00	83.59	86,559,425.00	13.20	634,711,727.00	96.79	21,030,873.00
.1.07.03	.....								
<b>JUMLAH A</b>									
		15,363,650.00	41,422,950.00	88.03	5,179,466,348.00	11.00	46,617,589,298.00	99.03	457,774,352.00



TAHAPAN TARGET

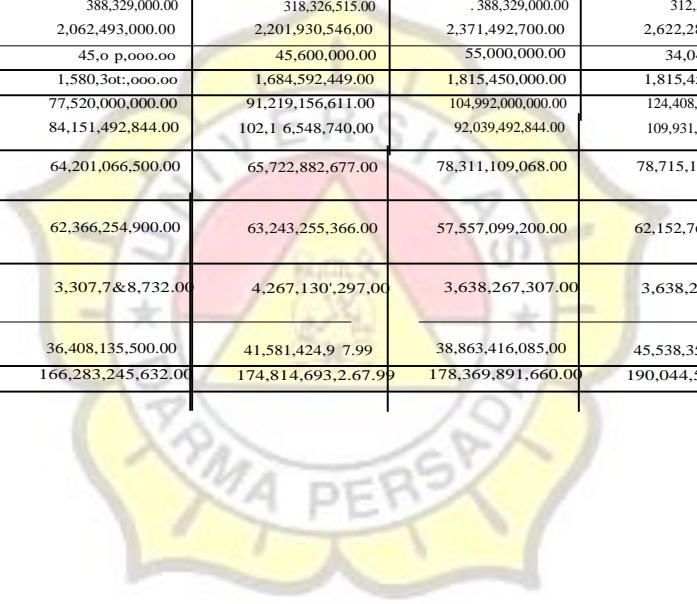
BULAN

100.00%

DESEMBER 2006

KODE REKENING	URAIAN	TARGET T.A. 2006 SETELAH PERUBAHAN	REALISASI S.D.BULAN LALU (Rp)	%	REALISASI BULAN INI (Rp)	%	REALISASI S.D. BULAN INI (Rp)	%	SISATARGET	KETERANGAN
1	2	3	4	5	6	7	8	9	10	11
1.1	PENDAPATAN ASU DAERAH									
1.1.1	PAJAK DAERAH									
1.1.1.01	Pajak Hotel	1,225,054,065.00	1,234,941,946.00	100.81	113,530,943.00	9.27	1,348,472,889.00	110.07	+	123,418,824.00
1.1.1.01.01	Hotel Bintang Empat	575,000,000.00	581,933,445.00	101.21	57,433,088.00	9.99	639,366,533.00	111.19	+	64,366,533.00
1.1.1.01.02	Hotel Bintang Satu	55,000,000.00	50,246,000.00	91.36	4,800,000.00	8.73	55,046,000.00	100.08	+	46,000.00
1.1.1.01.03	Hotel Non-Bintang / Melall	406,831,565.00	385,075,933.00	94.65	37,430,608.00	9.20	422,506,541.00	103.85	+	15,674,976.00
1.1.1.01.04	Losmen / Rumah Penginapan / Rumah Kos	6,222,500.00	5,000,000.00	80.35	225,000.00	3.62	5,225,000.00	83.97		997,500.00
1.1.1.01.05	Non-Hotel / Gedung Pertemuan	182,000,000.00	212,686,568.00	116.86	13,642,247.00	7.50	226,328,815.00	124.36	+	44,328,815.00
1.1.1.02	Pajak Restoran	14,711,631,682.00	14,604,005,634.00	99.27	828,802,002.00	5.63	15,432,807,636.00	104.90	+	721,175,954.00
1.1.1.02.01	Rumah Makan	14,480,613,282.00	14,464,814,134.00	99.89	823,262,002.00	5.69	15,266,076,136.00	105.58	+	807,462,654.00
1.1.1.02.02	Bar / Kafe	18,886,400.00	12,374,000.00	65.52			12,374,000.00	65.52		6,512,400.00
1.1.1.02.03	Bar / Warung / Kaki Lima	212,132,000.00	126,617,500.00	59.78	5,540,000.00	2.61	132,357,500.00	62.39		79,774,500.00
1.1.1.03	Pajak Hiburan	1,539,555,170.00	1,726,499,344.00	112.14	160,991,423.00	10.46	1,887,490,767.00	122.60	+	347,935,450.00
1.1.1.03.01	Bar / Kafe	767,660,052.00	876,241,870.00	114.41	121,012,575.00	15.76	999,254,445.00	130.11	+	231,594,393.00
1.1.1.03.02	Karaoke	126,539,020.00	133,567,331.00	103.91	6,143,623.00	4.78	139,710,954.00	108.61	+	11,171,934.00
1.1.1.03.03	Pernikahan / Bimbingan dan Sejenisnnya	68,872,000.00	59,640,800.00	66.60	1,998,600.00	2.90	61,639,400.00	89.51		7,232,600.00
1.1.1.03.04	Gelanggang Permainan / Permainanan Anak Sejenisnnya	240,445,768.00	329,260,050.00	136.94	14,736,750.00	6.13	343,996,600.00	143.07	+	103,551,032.00
1.1.1.03.05	Barber Shop / Salon	65,637,000.00	56,020,000.00	85.09	1,067,000.00	1.62	57,087,000.00	86.71		8,750,000.00
1.1.1.03.06	Pelatihan / Kursus / Mandi Uap	93,075,500.00	80,212,039.00	66.18	7,324,975.00	7.87	87,537,014.00	94.05		5,536,486.00
1.1.1.03.07	Kolam Renang	139,261,177.00	140,617,554.00	100.97	8,253,900.00	5.93	148,671,454.00	106.90	+	9,610,277.00
1.1.1.03.08	Olive Golf	4,950,000.00	4,905,000.00	99.09	200,000.00	4.04	5,105,000.00	103.13	+	155,000.00
1.1.1.03.09	LD / VCD / Video	7,694,600.00	5,461,000.00	70.97	154,000.00	2.00	5,615,000.00	72.97		2,079,800.00
1.1.1.03.10	Cover Charge	3,300,000.00	1,689,700.00	51.20			1,689,700.00	51.20		1,610,300.00
1.1.1.03.11	Pertandingan Olah Raga	9,320,000.00	10,229,000.00	109.75	100,000.00	1.07	10,329,000.00	110.83	+	1,009,000.00
1.1.1.03.12	Pagelaran Musik	10,600,000.00	26,655,000.00	251.46			26,655,000.00	251.46	+	16,055,000.00
1.1.1.04	Pajak Reklame	5,861,500,000.00	4,672,518,450.00	79.72	1,196,254,500.00	20.41	5,868,772,950.00	100.12	+	7,272,950.00
1.1.1.04.01	Reklame Papan / Billboard / Megatron	5,441,381,300.00	4,181,691,050.00	76.85	1,172,794,000.00	21.55	5,354,485,050.00	96.40		86,896,250.00
1.1.1.04.02	Reklame Kain	120,250,000.00	143,695,100.00	119.50	244,800.00	0.20	143,939,900.00	119.70	+	23,689,900.00
1.1.1.04.03	Reklame Betjalan, termasuk pada kendaraan	110,456,200.00	91,799,300.00	83.11	16,631,300.00	16.87	110,430,600.00	99.98		25,600.00
1.1.1.04.04	Reklame Udara	5,037,500.00	7,700,800.00	152.87			7,700,800.00	152.87	+	2,663,300.00
1.1.1.04.05	Reklame Lain-lain	184,375,000.00	247,632,200.00	134.31	4,584,400.00	2.49	252,218,600.00	136.80	+	67,841,600.00
1.1.1.06	Pajak Penerangan Jalilif	30,940,659,434.00	25,789,964,032.00	33.36	5,143,470,091.00	16.62	30,933,434,123.00	99.98		7,225,311.00
1.1.1.05.01	Usirlik PLN	30,473,466,140.00	25,434,708,419.00	83.47	5,123,720,106.00	16.81	30,558,428,527.00	100.28	+	84,962,387.00
1.1.1.05.02	listrik Non-PLN	467,193,294.00	355,255,613.00	76.04	19,749,983.00	4.23	375,005,596.00	80.27		92,187,698.00
1.1.1.06	Pajak Pengambilan dan Pengelolaan Bahan Galian C	40,000,000.00	31,600,000.00	79.00			31,600,000.00	79.00		8,400,000.00
1.1.1.07	Pajak Penyelenggaraan Parit Swasta	1,537,757,900.00	1,809,534,195.00	104.67	118,950,750.00	7.74	1,728,484,945.00	112.40	+	190,727,045.00
1.1.1.07.01	Mobil	835,915,300.00	968,189,157.00	115.58	72,181,582.00	8.64	1,038,370,739.00	124.22	+	202,455,439.00
1.1.1.07.02	Moto	701,642,600.00	643,345,038.00	91.67	46,769,166.00	6.66	690,114,206.00	98.33		11,728,394.00
	JUMLAH A	55,856,158,398.00	49,669,063,601.00	88.92	7,561,999,709.00	13.54	57,231,063,310.00	102.46	+	1,379,904,912.00

								(Rp.)	(Rp.)					
								7	9	10				
●								PENDAPATAN DAERAH	1,089,815,606,579.00	1,122,840,410,030.99	1,235,060,641,143.00	1,265,116,978,684.12	1,435,060,590,072.00	1,476,770,000,162.80
4	1							Pendap; n Asli D""""h	166,283,245,632.00	174,814,693,267.99	178,369,891,660.00	190,044,512,359.12	237,245,806,323.00	231,691,925,185.80
4	1	1						Hll\$11 Paj,k Daelilh	64,201,066,500.00	65,722,882,677.00	78,311,109,068.00	78,715,128,234.00	101,510,976,513.00	99,031,556,174.00
4	1	1	01					Pajak Hotel	1,240,609,000.00	1,254,563,232.00	2,290,609,000.00	2,022,716,728	2,297,270,500.00	2,212,566,114.00
4	1	1	02					Pajak Restotiln	16,439,292,000.00	18,792,438,078.00	22,189,292,000.00	25,018,097,789.00	27,949,910,251.00	29,072,724,403.00
4	1	1	03					Pajak Hiburan	2,187,101,000.00	2,401,878,106.00	4,043,143,868.00	3,704,270,966.00	4,398,655,900.00	4,378,328,433.00
4	1	1	04					Pajak Reklame	6,364,77,000.00	6,443,950,466.00	9,499,776,000.00	10,957,995,950.00	13,261,397,470.00	13,261,397,470.00
4	1	1	05					Paj,k Penerangan Jatan	35,861,795,500.00	34,582,522,249.00	37,861,795,500.00	34,355,719,509.00	50,485,426,414.00	47,183,166; 54.00
4	1	1	05	01				Pajak Pener.nQan Jaian Pl.N	35,473,466,500.00	34,264,195,734.00	37,473,466,500.00	34,043,173,329.00	50,112,596,414.00	46,862,225,772.00
4	1	1	05	02				Pajak Penerangan Jaian Non PUll	388,329,000.00	318,326,515.00	388,329,000.00	312,546,180.00	372,830,000.00	320,941,182.00
4	1	1	06					Pajak P""rkir	2,062,493,000.00	2,201,930,546.00	2,371,492,700.00	2,622,286,292.00	2,687,843,448.00	2,877,880,800.00
								Pak PenpmbMn dan Pengelolaan Bahan Gillian C .	45,0 p,000.00	45,600,000.00	55,000,000.00	34,041,000.00	55,000,000.00	45,492,000.00
4	1	1	07					Pajak,Air Tanah	1,580,30t,000.00	1,684,592,449.00	1,815,450,000.00	1,815,450,000.00	1,729,000,000.00	2,285,983,172.00
4	1	1	12					Bea Peroiehan Hak Atas Tanah dan Bangunan	77,520,000,000.00	91,219,156,611.00	104,992,000,000.00	124,408,699,723.00	157,387,424,990.00	108,022,131,021.00
								Pajak Blml d"n B.lingunan pecles;yn diln PeJkotilin	84,151,492,844.00	102,165,548,740.00	92,039,492,844.00	109,931,483,131.00	128,702,131,635.00	123,368,804,906.00
JUMLAH HASIL PAIAK OAEAH (I)								64,201,066,500.00	65,722,882,677.00	78,311,109,068.00	78,715,128,234.00	101,510,976,513.00	99,031,556,174.00	
JUMLAH HASIL RETRIBUSDAERAH (U)								62,366,254,900.00	63,243,255,366.00	57,557,099,200.00	62,152,761,439.00	73,764,847,077.00	69,771,347,679.00	
JUMLAH tw>IL PENGELOLAAN KEKAYAAN DAERAH YANG DIPISAHKAN. (III)								3,307,7&8,732.00	4,267,130,297.00	3,638,267,307.00	3,638,267,307.00	5,310,990,154.00	5,338,487,926.00	
JUMLAH LAIN-LAIN PENDAPATAN ASU DAERAH YANG SAH (IV)								36,408,135,500.00	41,581,424.97.99	38,863,416,085.00	45,538,355,179.12	56,658,992,579.00	57,553,533,406.80	
JUMLAH PENDAPATAN ASLI DAERAH (I+II+III+IV)								166,283,245,632.00	174,814,693,267.99	178,369,891,660.00	190,044,512,359.12	237,245,806,323.00	231,691,925,185.80	



TARGET T.A 2010 (Rp.)	REASUSASI T.A 2010 (Rp.)	TARGET T.A 2011 (Rp.)	REASUSASI T.A 2011 (Rp.)	TARGET T.A 2012 (Rp.)	REASUSASI T.A. 2012 (Rp.)	TARGET TA. 2013 (Rp.)	REASUSASI T.A 2013
				7.912.400.00	58.706.451.52		
			:84	4.187.700.00	12.749.787.16	.472.113	
			.20	2.799.800.00	16.187.872.61	000,000	
210,173,656,297	10,821,525	133,414,084,037	19,6				







PEMERINTAH KOTA BEKASI  
BADAN KESATUAN BANGSA DAN POLITIK

Ilend A Yani No 1 Lt 2

BEKASJ

Bekasi, Of Mei 2011

Nomor 070.1/ij:ff/-Kcshungpol  
Silitl Biasa  
Lampiran  
Hal Rckomendasi Penelitian

Kepada  
Yth. Kcpala Uinas Pndaputan l)al..rah  
Kota Ikkasi  
eli-

III K i \ S I


HEKOMENDASI

Memperhatikan Sural dilri Kepala Dinas Pendapatan Dacrah Kota Ikkasi Nomor 070.1/464/SET tanggal 18 Mei 2015 perihaj Permohonan Izin Pnditian dengun ini kurni mc:nbcrkan rckomendasi lrrhudup:

Nama / NIM ERVINA YULIA CHANDRI / 2011420025  
Alamat Jl. Tanah Merdcku RT.009 RW.005 Kdurahan Susukan, Kccamatln Ciracas, Jakarta "fjmur.  
Maksud dan rrujuan Melakukan Pencilitian gunr rndapatkan data sebagai bahan untuk pnyusunan Skripsi dcngan judul "Plmg Jruh Ef'ktivitas Pemungutan Pajal< Rcctoran, l'ajn!< Hotel Dan p,ljak Hiburan Dalam Mncngkatlum Pndapat:m Asli Dacrah Pnd>.J)inas l'cndnpntan Dacrah Kota Bclmsi Tahun 2010-2013".

Rckomlendasi ini hcr laku\_ .sccpanjang Pencilitian yang dilaksanakn scsuai deng\_an ketctntunn, dan tidak llll'htkukan kcgiatpn yang mcngga:lggu keh.:rriban.

Demikian Surat Rckomendasi ini di.twt untuk diprcg\lllakan s bagainuma m.estinya.



MON SULJMAN M.Si  
Pembina Ctama Muda  
Nil'. 1960040J 19H50:1 I 019









l'clllbu nn :

- Yth. 1. Walikota Ikkasi (sebagai laporan);  
2. Wukil Walikota Ikkasi;  
3. Asisten Pemcrintahan Sclda Kota Hekasi;  
4. Inspcktur Kota Bekasi;  
5. Ketua Jurusan Al(untansi Fakultas Ekonomi IJniversitas Danna Persaua;;  
6. Sdr, Ervini I Yulia Chanth:a.




**LEMBAR KONSULTASI  
BIMBINGAN SKRIPSI MAHASISWA**

Nama Mahasiswa : .....  
 No. Induk Mhs : .....  
 Dosen Pembimbing : f. : . . . d. . . !. . . u. " : . . . : .....  
 Mulai Bimbingan : Mo.ret ..:0V;  
 Terakhir Bimbingan : 31 A9u Stus ..:015

No.	Hari/Tanggal Bimbingan	Bab.Materi Bimbingan	Tanda Tangan Pembimbing
1.	Selasa 31 Maret 2015	Pengajuan Proposal Penelitian	
	P.abu ..20 Mei ..:0t<;	Pengajuan BAB I dan II	
2.	\<amis 0'1 jUOI.:2ol;	Koreksi BAB I dan II	
4.	mis o JUvi OtS	PengQ_Juo.o e,ae, III o.o oosultcl';i e,al? \Y t Peogolo.ho.n da\1)	
5.	Senm \1 Ac:}u;tus .10t5	ore\:.sl e, IV	
b.	\(o.bu 9 A'3ostus Jot;	?12.ngo.jllqn o.[? y	
7.	Kamis 20 Agustus 2015	ore\<s't Q,o.e, j, u, ill, \y den Y.	
8.	<el : sa '-i A90Sk.US '-OIS rtoo.\)		

Pembimbing,

  
 (Ahmad Basid H. SE, M.Si)

Mengetahui Kajur,

Jakarta, .....



( .....S.....Si

