


Lampiran 1 Tabel Perhitungan *Intellectual Capital* (X1)

No	Kode Saham	Year	OUT	IN	VA	CE	VACA	HC	VAHU	SC	STVA	VAIC
1	AGRO	2020	1.909.216.109.000	188.938.933.000	1.720.277.176.000	4.287.690.211.000	0,401	3.706.522.000.000	464,122	1.716.570.654.000	0,998	465,521
		2021	271.718.651.000	71.584.664.000	343.303.315.000	2.457.663.179.000	0,140	9.577.872.000.000	(35,843)	(352.881.187.000)	1,028	34,955
		2022	255.674.838.000	256.134.769.000	459.931.000.000	3.389.087.282.000	0,000	8.615.906.000.000	0,053	(8.155.975.000.000)	(17,733)	17,680
		2023	899.260.193.000	13.880.494.000	885.379.699.000	3.420.249.975.000	0,259	1.550.638.000.000	570,978	883.829.061.000.000	0,998	572,235
2	AGRS	2020	165.463.520.000	39.416.140.000	126.047.380.000	177.372.630.000	0,711	1.095.821.363.636	115,025	124.951.558.636.364	0,991	116,727
		2021	171.442.920.000	52.257.640.000	119.185.280.000	257.164.380.000	0,463	1.298.810.000.000	91,765	117.886.470.000.000	0,989	93,218
		2022	252.455.044.000	73.218.348.000	179.236.696.000	329.482.566.000	0,544	2.664.053.363.636	67,280	176.572.642.636.364	0,985	68,809
		2023	280.998.528.000	78.366.176.000	202.632.352.000	352.647.792.000	0,575	2.781.049.454.545	72,862	199.851.302.545.455	0,986	74,423
3	AMAR	2020	43.765.863.332.000	16.231.954.444.000	27.533.908.888.000	73.043.794.998.000	0,377	948.908.055.545	29,016	26.585.000.832.455	0,966	30,359
		2021	61.876.538.752.000	20.812.179.584.000	41.064.359.168.000	93.654.808.128.000	0,438	1.053.004.081.455	38,997	40.011.355.086.546	0,974	40,410
		2022	41.650.547.308.000	18.020.182.436.000	23.630.364.872.000	81.090.820.962.000	0,291	1.009.549.600.818	23,407	22.620.815.271.182	0,957	24,656
		2023	53.294.512.056.000	15.764.837.352.000	37.529.674.704.000	79.941.768.084.000	0,469	1.703.746.303.455	22,028	35.825.928.400.546	0,955	23,452


No	Kode Saham	Year	OUT	IN	VA	CE	VACA	HC	VAHU	SC	STVA	VAIC
4	BABP	2020	111.034.848.000.000	46.611.616.000.000	64.423.232.000.000	199.752.272.000.000	0,323	1.259.354.909.091	51,156	63.163.877.090.909	0,980	52,459
		2021	128.184.320.000.000	56.561.440.000.000	71.622.880.000.000	252.276.480.000.000	0,284	1.974.123.636.664	36,281	69.648.756.363.636	0,972	37,537
		2022	112.348.356.000.000	37.449.452.000.000	74.898.904.000.000	303.522.534.000.000	0,247	1.932.942.090.909	38,749	72.965.961.909.091	0,974	39,970
		2023	158.229.496.000.000	69.409.832.000.000	88.819.664.000.000	312.344.244.000.000	0,284	3.972.496.181.818	22,359	84.847.167.818.182	0,955	23,598
5	BACA	2020	154.542.012.000.000	82.514.004.000.000	72.028.008.000.000	371.313.018.000.000	0,194	4.875.318.272.727	14,774	67.152.689.727.273	0,932	15,900
		2021	97.910.596.000.000	89.303.532.000.000	8.607.064.000.000	401.865.894.000.000	0,021	3.929.625.727.273	2,190	4.677.438.272.727	0,543	2,755
		2022	228.842.012.000.000	82.114.004.000.000	146.728.008.000.000	371.313.018.000.000	0,395	3.875.318.272.727	37,862	142.852.689.727.273	0,974	39,231
		2023	242.418.936.000.000	65.806.312.000.000	176.612.624.000.000	363.628.404.000.000	0,486	3.936.507.090.909	44,865	172.676.116.909.091	0,978	46,329
6	BBCA	2020	128.764.553.000.000	15.692.629.000.000	144.457.182.000.000	184.714.709.000.000	0,782	3.438.074.000.000	(42,017)	(147.895.256.000.000)	1,024	41,775
		2021	112.418.452.000.000	3.319.058.000.000	109.099.394.000.000	202.848.934.000.000	0,538	1.488.981.000.000	73,271	107.610.413.000.000	0,986	74,795
		2022	140.108.797.000.000	1.701.793.000.000	138.407.004.000.000	221.181.655.000.000	0,626	3.083.584.000.000	44,885	135.323.420.000.000	0,978	46,489
		2023	136.022.043.000.000	2.508.775.000.000	133.513.268.000.000	242.537.593.000.000	0,550	1.029.720.000.000	129,660	132.483.548.000.000	0,992	131,203
7	BBHI	2020	38.279.961.855.892	10.346.653.951.964	27.933.307.903.928	46.559.942.783.838	0,600	235.151.226.181	118,789	27.698.156.677.747	0,992	120,380
		2021	59.822.285.784.784	18.597.428.594.928	41.224.857.189.856	83.688.428.677.176	0,493	422.668.831.703	97,535	40.802.188.358.153	0,990	99,017




No	Kode Saham	Year	OUT	IN	VA	CE	VACA	HC	VAHU	SC	STVA	VAIC
		2022	132.707.476.834.6 20	44.235.825.611.5 40	88.471.651.223.08 0	199.061.215.251.9 30	0,444	1.005.359.672.9 90	88,000	87.466.291.550.09 1	0,989	89,43 3
		2023	188.178.040.755.8 60	47.959.346.918.6 20	140.218.693.837.2 40	215.817.061.133.7 90	0,650	1.989.985.157.2 41	70,462	138.228.708.679.9 99	0,986	72,09 8
8	BBKP	2020	400.050.000.000	82.723.000.000	317.327.000.000	9.183.671.000.000	0,035	114.909.000.000	2,762	202.418.000.000	0,638	3,434
		2021	317.669.000.000	71.926.000.000	245.743.000.000	9.700.587.000.000	0,025	139.344.000.000	1,764	106.399.000.000	0,433	2,222
		2022	555.798.000.000	165.864.000.000	389.934.000.000	10.194.382.000.00 0	0,038	136.886.000.000	2,849	253.048.000.000	0,649	3,536
		2023	534.311.000.000	-14.956.000.000	549.267.000.000	10.985.014.000.00 0	0,050	117.280.000.000	4,683	431.987.000.000	0,786	5,520
9	BBMD	2020	109.817.062.790.3 96	52.639.020.930.1 32	57.178.041.860.26 4	254.875.594.185.5 94	0,224	1.967.250.475.6 85	29,065	55.210.791.384.57 9	0,966	30,25 5
		2021	175.797.827.614.8 80	63.932.609.204.9 60	111.865.218.409.9 20	287.696.741.422.3 20	0,389	2.625.013.845.5 67	42,615	109.240.204.564.3 53	0,977	43,98 0
		2022	179.007.891.130.3 72	66.335.963.710.1 24	112.671.927.420.2 48	276.511.836.695.5 58	0,407	1.707.635.538.8 66	65,981	110.964.291.881.3 82	0,985	67,37 4
		2023	188.990.508.848.0 52	65.996.836.282.6 84	122.993.672.565.3 68	296.985.763.272.0 78	0,414	1.999.928.097.3 34	61,499	120.993.744.468.0 34	0,984	62,89 7
10	BBNI	2020	- 93.692.213.000.00 0	- 13.489.969.000.0 00	- 80.202.244.000.00 0	112.872.199.000.0 00	- 0,711	4.028.813.000.0 00	(19,907)	(84.231.057.000.0 00)	1,050	- 19,56 7
		2021	33.191.730.000.00 0	7.766.909.000.00 0	25.424.821.000.00 0	126.519.977.000.0 00	0,201	3.075.099.000.0 00	8,268	22.349.722.000.00 0	0,879	9,348
		2022	40.137.937.000.00 0	5.617.115.000.00 0	45.755.052.000.00 0	140.197.662.000.0 00	0,326	4.452.098.000.0 00	10,277	41.302.954.000.00 0	0,903	11,50 6
		2023	28.006.979.000.00 0	16.725.451.000.0 00	11.281.528.000.00 0	154.732.520.000.0 00	0,073	5.151.648.000.0 00	2,190	6.129.880.000.000	0,543	2,806




No	Kode Saham	Year	OUT	IN	VA	CE	VACA	HC	VAHU	SC	STVA	VAIC
11	BBRI	2020	110.571.466.000.000	15.263.768.000.000	95.307.698.000.000	199.911.376.000.000	0,477	4.953.877.000.000	19,239	90.353.821.000.000	0,948	20,664
		2021	143.855.374.000.000	29.380.020.000.000	114.475.354.000.000	291.786.804.000.000	0,392	3.900.820.000.000	29,346	110.574.534.000.000	0,966	30,705
		2022	144.618.749.000.000	30.274.595.000.000	114.344.154.000.000	303.395.317.000.000	0,377	3.261.813.000.000	35,055	111.082.341.000.000	0,971	36,404
		2023	157.725.790.004.000	19.813.873.000.000	137.911.917.004.000	316.472.142.000.000	0,436	5.720.404.000.000	24,109	132.191.513.004.000	0,959	25,503
12	BBTN	2020	23.140.313.000.000	1.575.143.000.000	21.565.170.000.000	19.987.845.000.000	1,079	3.232.959.000.000	6,670	18.332.211.000.000	0,850	8,599
		2021	23.850.913.000.000	1.332.081.000.000	22.518.832.000.000	21.406.647.000.000	1,052	3.827.998.000.000	5,883	18.690.834.000.000	0,830	7,765
		2022	24.266.500.000.000	2.320.249.000.000	21.946.251.000.000	25.909.354.000.000	0,847	4.163.978.000.000	5,271	17.782.273.000.000	0,810	6,928
		2023	25.916.225.000.000	3.389.561.000.000	22.526.664.000.000	30.479.152.000.000	0,739	3.944.501.000.000	5,711	18.582.163.000.000	0,825	7,275
13	BCIC	2020	154.458.896.000.000	79.819.632.000.000	74.639.264.000.000	491.688.344.000.000	0,152	2.873.173.454.545	25,978	71.766.090.545.455	0,962	27,091
		2021	255.810.900.000.000	156.270.300.000.000	99.540.600.000.000	483.716.350.000.000	0,206	2.937.961.363.636	33,881	96.602.638.636.364	0,970	35,057
		2022	303.408.680.000.000	134.469.560.000.000	168.939.120.000.000	695.113.020.000.000	0,243	3.056.126.363.636	55,279	165.882.993.636.364	0,982	56,504
		2023	324.896.388.000.000	148.298.796.000.000	176.597.592.000.000	767.344.582.000.000	0,230	3.970.427.181.818	44,478	172.627.164.818.182	0,978	45,686
14	BDMN	2020	28.913.265.000.000	12.698.357.000.000	16.214.908.000.000	43.575.499.000.000	0,372	2.149.790.000.000	7,543	14.065.118.000.000	0,867	8,782




No	Kode Saham	Year	OUT	IN	VA	CE	VACA	HC	VAHU	SC	STVA	VAIC
		2021	17.376.609.000.00 0	- 1.191.426.000.00 0	18.568.035.000.00 0	45.197.354.000.00 0	0,411	4.484.620.000.00 00	4,140	14.083.415.000.00 0	0,758	5,310
		2022	18.061.495.000.00 0	460.471.000.000	17.601.024.000.00 0	47.478.482.000.00 0	0,371	3.610.822.000.00 00	4,875	13.990.202.000.00 0	0,795	6,040
		2023	20.742.203.000.00 0	4.345.418.000.00 0	16.396.785.000.00 0	49.959.368.000.00 0	0,328	3.480.309.000.00 00	4,711	12.916.476.000.00 0	0,788	5,827
15	BEKS	2020	69.047.372.000.00 0	21.349.124.000.00 00	47.698.248.000.00 0	116.071.058.000.00 00	0,411	1.985.207.363.6 36	24,027	45.713.040.636.36 4	0,958	25,39 6
		2021	106.195.332.000.00 00	39.398.444.000.00 00	66.796.888.000.00 0	159.292.998.000.00 00	0,419	1.904.510.090.9 09	35,073	64.892.377.909.09 1	0,971	36,46 4
		2022	86.676.696.000.00 0	41.892.232.000.00 00	44.784.464.000.00 0	130.015.044.000.00 00	0,344	2.056.641.636.3 64	21,776	42.727.822.363.63 6	0,954	23,07 4
		2023	82.435.656.000.00 0	57.478.552.000.00 00	24.957.104.000.00 0	123.653.484.000.00 00	0,202	2.224.512.545.4 55	11,219	22.732.591.454.54 6	0,911	12,33 2
16	BGTG	2020	64.385.472.000.00 0	49.461.824.000.00 00	14.923.648.000.00 0	96.578.208.000.00 0	0,155	1.987.768.727.2 73	7,508	12.935.879.272.72 7	0,867	8,529
		2021	82.911.400.000.00 00	64.303.800.000.00 00	18.607.600.000.00 0	194.367.100.000.00 00	0,096	779.631.818.182	23,867	17.827.968.181.81 8	0,958	24,92 1
		2022	77.617.584.000.00 0	39.872.528.000.00 00	37.745.056.000.00 0	141.426.376.000.00 00	0,267	1.015.284.727.2 73	37,177	36.729.771.272.72 7	0,973	38,41 7
		2023	89.985.096.000.00 0	29.995.032.000.00 00	59.990.064.000.00 0	134.977.644.000.00 00	0,444	1.081.705.272.7 27	55,459	58.908.358.727.27 3	0,982	56,88 5
17	BINA	2020	101.252.220.000.00 00	39.750.740.000.00 00	61.501.480.000.00 0	191.878.330.000.00 00	0,321	1.276.562.272.7 27	48,177	60.224.917.727.27 3	0,979	49,47 7
		2021	127.670.200.000.00 00	60.223.400.000.00 00	67.446.800.000.00 0	271.005.300.000.00 00	0,249	1.768.713.636.3 64	38,133	65.678.086.363.63 6	0,974	39,35 6




No	Kode Saham	Year	OUT	IN	VA	CE	VACA	HC	VAHU	SC	STVA	VAIC
		2022	246.632.832.000.000	82.210.944.000.000	164.421.888.000.000	369.949.248.000.000	0,444	2.468.430.545.455	66,610	161.953.457.454.545	0,985	68,039
		2023	212.775.356.000.000	108.258.452.000.000	104.516.904.000.000	494.163.034.000.000	0,212	2.742.237.545.455	38,114	101.774.666.454.545	0,974	39,299
18	BJBR	2020	15.027.517.000.000	745.277.000.000	14.282.240.000.000	12.005.800.000.000	1,190	2.628.233.000.000	5,434	11.654.007.000.000	0,816	7,440
		2021	10.673.887.000.000	1.617.067.000.000	9.056.820.000.000	13.084.033.000.000	0,692	2.938.850.000.000	3,082	6.117.970.000.000	0,676	4,449
		2022	12.555.547.000.000	4.179.572.000.000	8.375.975.000.000	14.745.986.000.000	0,568	3.125.806.000.000	2,680	5.250.169.000.000	0,627	3,874
		2023	13.373.201.000.000	640.525.000.000	12.732.676.000.000	15.449.018.000.000	0,824	2.578.967.000.000	4,937	10.153.709.000.000	0,797	6,559
19	BJTM	2020	8.138.989.000.000	1.590.432.000.000	6.548.557.000.000	10.004.948.000.000	0,655	1.490.765.000.000	4,393	5.057.792.000.000	0,772	5,820
		2021	9.431.385.000.000	2.506.236.000.000	6.925.149.000.000	10.910.539.000.000	0,635	1.211.045.000.000	5,718	5.714.104.000.000	0,825	7,178
		2022	9.804.893.000.000	1.199.369.000.000	11.004.262.000.000	11.445.861.000.000	0,961	1.659.597.000.000	6,631	9.344.665.000.000	0,849	8,441
		2023	7.619.416.000.000	1.468.504.000.000	6.150.912.000.000	12.151.069.000.000	0,506	1.763.167.000.000	3,489	4.387.745.000.000	0,713	4,708
20	BKSW	2020	119.572.400.000.000	73.190.800.000.000	46.381.600.000.000	329.358.600.000.000	0,141	4.574.425.000.000	10,139	41.807.175.000.000	0,901	11,182
		2021	112.418.324.000.000	70.806.108.000.000	41.612.216.000.000	318.627.486.000.000	0,131	4.425.381.750.000	9,403	37.186.834.250.000	0,894	10,427
		2022	100.605.044.000.000	66.868.348.000.000	33.736.696.000.000	300.907.566.000.000	0,112	4.179.271.750.000	8,072	29.557.424.250.000	0,876	9,061



No	Kode Saham	Year	OUT	IN	VA	CE	VACA	HC	VAHU	SC	STVA	VAIC
		2023	205.320.212.000.00	51.773.404.000.00	153.546.808.000.00	232.980.318.000.00	0,659	3.235.837.750.00	47,452	150.310.970.250.00	0,979	49,090
21	BMAS	2020	121.326.236.292.00	40.442.078.764.00	80.884.157.528.00	481.989.354.438.00	0,168	2.827.629.922.750	28,605	78.056.527.605.250	0,965	29,738
		2021	170.812.303.008.00	56.937.434.336.00	113.874.868.672.00	556.218.454.512.00	0,205	3.558.589.646.00	32,000	110.316.279.026.00	0,969	33,173
		2022	179.475.627.288.00	59.825.209.096.00	119.650.418.192.00	499.213.440.932.00	0,240	3.779.075.568.500	31,661	115.871.342.623.500	0,968	32,869
		2023	250.079.248.236.00	83.359.749.412.00	166.719.498.824.00	425.118.872.354.00	0,392	5.809.984.338.250	28,695	160.909.514.485.750	0,965	30,053
22	BMRI	2020	68.301.502.000.00	22.686.345.000.00	45.615.157.000.00	193.796.083.000.00	0,235	17.500.971.000.000	2,606	28.114.186.000.000	0,616	3,458
		2021	76.705.867.000.00	-961.610.000.000	77.667.477.000.00	222.111.282.000.00	0,350	19.613.916.000.000	3,960	58.053.561.000.000	0,747	5,057
		2022	360.468.270.000.00	51.761.095.000.00	412.229.365.000.00	252.245.455.000.00	-1,634	22.892.424.000.000	(18,007)	(435.121.789.000.000)	1,056	-18,586
		2023	136.868.114.000.00	30.162.581.000.00	106.705.533.000.00	287.494.962.000.00	0,371	13.729.286.000.000	7,772	92.976.247.000.000	0,871	9,015
23	BNBA	2020	91.650.291.910.248	69.550.097.303.416	22.100.194.606.832	137.475.437.865.372	0,161	1.909.381.081.464	11,575	20.190.813.525.369	0,914	12,649
		2021	103.998.309.943.200	74.666.103.314.400	29.332.206.628.800	185.997.464.914.800	0,158	1.966.631.457.150	14,915	27.365.575.171.650	0,933	16,006
		2022	98.535.501.484.788	92.845.167.161.596	5.690.334.323.192	147.803.252.227.182	0,038	2.852.822.947.600	1,995	2.837.511.375.592	0,499	2,532
		2023	98.159.029.863.108	82.599.676.621.036	15.559.353.242.072	147.238.544.794.662	0,106	2.544.979.788.815	6,114	13.014.373.453.257	0,836	7,056




No	Kode Saham	Year	OUT	IN	VA	CE	VACA	HC	VAHU	SC	STVA	VAIC
24	BNGA	2020	17.480.773.000.00 0	847.606.000.000	16.633.167.000.00 0	41.053.051.000.00 0	0,405	7.365.060.000.00 00	2,258	9.268.107.000.000	0,557	3,221
		2021	16.488.941.000.00 0	893.213.000.000	15.595.728.000.00 0	43.388.358.000.00 0	0,359	5.575.444.000.00 00	2,797	10.020.284.000.00 0	0,643	3,799
		2022	17.121.566.000.00 0	967.080.000.000	16.154.486.000.00 0	45.276.263.000.00 0	0,357	5.302.931.000.00 00	3,046	10.851.555.000.00 0	0,672	4,075
		2023	- 2.039.942.000.000	- 2.796.231.000.00 0	- 756.289.000.000	- 49.337.371.000.00 0	- 0,015	- 4.649.080.000.00 00	- 0,163	- (3.892.791.000.00 0)	- (5,147)	- -4,969
25	BNII	2020	15.196.176.000.00 0	692.897.648.000. 000	677.701.472.000.0 00	3.118.039.416.000 .000	- 0,217	15.747.673.818. 182	(43,035)	(693.449.145.818. 182)	1,023	- 42,22 9
		2021	19.995.792.000.00 0	675.033.904.000. 000	655.038.112.000.0 00	3.037.652.568.000 .000	- 0,216	15.341.679.636. 364	(42,697)	(670.379.791.636. 364)	1,023	- 41,88 9
		2022	17.652.840.000.00 0	643.255.672.000. 000	625.602.832.000.0 00	2.894.650.524.000 .000	- 0,216	14.619.447.090. 909	(42,793)	(640.222.279.090. 909)	1,023	- 41,98 5
		2023	13.760.496.000.00 0	680.206.560.000. 000	666.446.064.000.0 00	3.060.929.520.000 .000	- 0,218	15.459.240.000. 000	(43,110)	(681.905.304.000. 000)	1,023	- 42,30 4
26	BNLI	2020	8.406.811.000.000	700.575.000.000	7.706.236.000.000	27.223.630.000.00 0	0,283	1.550.638.000.00 00	4,970	6.155.598.000.000	0,799	6,052
		2021	7.973.525.000.000	615.337.000.000	7.358.188.000.000	25.113.982.000.00 0	0,293	2.049.481.000.00 00	3,590	5.308.707.000.000	0,721	4,605
		2022	18.453.186.000.00 0	274.887.000.000	18.178.299.000.00 0	25.149.297.000.00 0	0,723	2.039.670.000.00 00	8,912	16.138.629.000.00 0	0,888	10,52 3
		2023	10.381.797.000.00 0	244.949.000.000	10.136.848.000.00 0	25.961.859.000.00 0	0,390	2.385.807.000.00 00	4,249	7.751.041.000.000	0,765	5,404
27	BSIM	2020	535.344.540.000.0 00	378.448.180.000. 000	156.896.360.000.0 00	803.016.810.000.0 00	0,195	4.055.640.454.5 45	38,686	152.840.719.545.4 55	0,974	39,85 5




No	Kode Saham	Year	OUT	IN	VA	CE	VACA	HC	VAHU	SC	STVA	VAIC
		2021	632.063.772.000.000	310.687.924.000.000	321.375.848.000.000	948.095.658.000.000	0,339	4.788.361.909.091	67,116	316.587.486.090.909	0,985	68,440
		2022	568.207.212.000.000	389.402.404.000.000	178.804.808.000.000	852.310.818.000.000	0,210	4.304.600.090.909	41,538	174.500.207.909.091	0,976	42,724
		2023	572.392.872.000.000	390.797.624.000.000	181.595.248.000.000	858.589.308.000.000	0,212	4.336.309.636.364	41,878	177.258.938.363.636	0,976	43,065
28	BSWD	2020	44.656.361.517.012	24.885.453.839.004	19.770.907.678.008	66.984.542.275.518	0,295	838.305.769.068	23,584	18.932.601.908.940	0,958	24,837
		2021	51.065.922.676.212	27.021.974.225.404	24.043.948.450.808	76.598.884.014.318	0,314	986.863.050.577	24,364	23.057.085.400.231	0,959	25,637
		2022	72.720.550.604.268	44.240.183.534.756	28.480.367.069.512	109.080.825.906.402	0,261	1.050.913.262.154	27,101	27.429.453.807.359	0,963	28,325
		2023	73.973.134.304.628	34.657.711.434.876	39.315.422.869.752	110.959.701.456.942	0,354	1.560.402.532.611	25,196	37.755.020.337.141	0,960	26,510
29	BTPN	2020	1.197.991.736.000.000	732.663.912.000.000	465.327.824.000.000	3.296.987.604.000.000	0,141	56.651.452.545.455	8,214	408.676.371.454.545	0,878	9,233
		2021	1.303.013.528.000.000	867.671.176.000.000	435.342.352.000.000	3.454.520.292.000.000	0,126	67.447.072.181.818	6,455	367.895.279.818.182	0,845	7,426
		2022	1.510.036.448.000.000	836.678.816.000.000	673.357.632.000.000	3.765.054.672.000.000	0,179	69.015.427.636.364	9,757	604.342.204.363.636	0,898	10,833
		2023	1.817.028.436.000.000	772.342.812.000.000	1.044.685.624.000.000	3.475.542.654.000.000	0,301	87.553.245.727.273	11,932	957.132.378.272.727	0,916	13,149
30	BVIC	2020	314.656.889.664.000	204.885.629.888.000	109.771.259.776.000	471.985.334.496.000	0,233	2.383.764.315.636	46,050	107.387.495.460.364	0,978	47,260
		2021	299.365.716.540.000	209.788.572.180.000	89.577.144.360.000	449.048.574.810.000	0,199	2.267.922.095.000	39,497	87.309.222.265.000	0,975	40,672
		2022	311.184.013.500.000	283.728.004.500.000	27.456.009.000.000	466.776.020.250.000	0,059	2.357.454.647.727	11,646	25.098.554.352.273	0,914	12,619



No	Kode Saham	Year	OUT	IN	VA	CE	VACA	HC	VAHU	SC	STVA	VAIC
		2023	328.153.673.592.000	299.384.557.864.000	28.769.115.728.000	492.230.510.388.000	0,058	3.886.012.678.727	7,403	24.883.103.049.273	0,865	8,327
31	INPC	2020	266.323.580.000.000	122.107.860.000.000	144.215.720.000.000	549.485.370.000.000	0,262	2.775.178.636.364	51,966	141.440.541.363.636	0,981	53,209
		2021	213.533.840.000.000	104.511.280.000.000	109.022.560.000.000	470.300.760.000.000	0,232	2.375.256.363.636	45,899	106.647.303.636.364	0,978	47,109
		2022	205.251.596.000.000	101.750.532.000.000	103.501.064.000.000	457.877.394.000.000	0,226	2.912.512.090.909	35,537	100.588.551.909.091	0,972	36,735
		2023	191.474.192.000.000	97.158.064.000.000	94.316.128.000.000	437.211.288.000.000	0,216	2.298.137.818.182	41,040	92.017.990.181.818	0,976	42,232
32	MCOR	2020	202.826.876.000.000	100.942.292.000.000	101.884.584.000.000	454.240.314.000.000	0,224	6.294.143.000.000	16,187	95.590.441.000.000	0,938	17,350
		2021	214.334.144.000.000	104.778.048.000.000	109.556.096.000.000	471.501.216.000.000	0,232	5.381.319.272.727	20,359	104.174.776.727.273	0,951	21,542
		2022	200.275.436.000.000	100.091.812.000.000	100.183.624.000.000	450.413.154.000.000	0,222	5.274.813.909.091	18,993	94.908.810.090.909	0,947	20,163
		2023	215.442.500.000.000	105.147.500.000.000	110.295.000.000.000	473.163.750.000.000	0,233	5.389.715.909.091	20,464	104.905.284.090.909	0,951	21,648
33	MEGA	2020	7.822.148.000.000	1.116.839.000.000	6.705.309.000.000	18.208.149.000.000	0,368	4.123.268.000.000	1,626	2.582.041.000.000	0,385	2,380
		2021	7.537.018.000.000	3.642.809.000.000	3.894.209.000.000	19.144.464.000.000	0,203	3.340.077.000.000	1,166	554.132.000.000	0,142	1,512
		2022	9.716.020.000.000	3.620.621.000.000	6.095.399.000.000	20.633.680.000.000	0,295	3.133.722.000.000	1,945	2.961.677.000.000	0,486	2,726
		2023	9.679.769.000.000	2.869.091.000.000	6.810.678.000.000	21.755.443.000.000	0,313	3.105.352.000.000	2,193	3.705.326.000.000	0,544	3,050



No	Kode Saham	Year	OUT	IN	VA	CE	VACA	HC	VAHU	SC	STVA	VAIC
34	NISP	2020	12.147.379.000.00 0	-438.507.000.000	12.585.886.000.00 0	29.829.316.000.00 0	0,422	2.369.643.000.0 00	5,311	10.216.243.000.00 0	0,812	6,545
		2021	10.978.498.000.00 0	-368.759.000.000	11.347.257.000.00 0	32.327.571.000.00 0	0,351	2.254.580.000.0 00	5,033	9.092.677.000.000	0,801	6,185
		2022	12.192.604.000.00 0	231.730.000.000	11.960.874.000.00 0	34.211.035.000.00 0	0,350	2.460.176.000.0 00	4,862	9.500.698.000.000	0,794	6,006
		2023	15.841.344.794.00 0	906.824.000.000	14.934.520.794.00 0	37.320.268.000.00 0	0,400	2.745.751.000.0 00	5,439	12.188.769.794.00 0	0,816	6,655
35	NOBU	2020	114.855.208.000.0 00	94.951.736.000.0 00	19.903.472.000.00 0	864.926.000.000	23,012	2.248.903.090.9 09	8,850	17.654.568.909.09 1	0,887	32,74 9
		2021	118.911.716.000.0 00	82.970.572.000.0 00	35.941.144.000.00 0	955.348.000.000	37,621	2.885.694.818.1 82	12,455	33.055.449.181.81 8	0,920	50,99 6
		2022	125.396.392.000.0 00	88.465.464.000.0 00	36.930.928.000.00 0	1.169.210.000.000	31,586	3.010.578.727.2 73	12,267	33.920.349.272.72 7	0,918	44,77 2
		2023	217.844.596.000.0 00	189.281.532.000. 000	28.563.064.000.00 0	3.007.944.000.000	9,496	3.256.398.454.5 45	8,771	25.306.665.545.45 5	0,886	19,15 3
36	BBSI	2020	17.294.811.302.24 4	5.764.937.100.74 8	11.529.874.201.49 6	633.160.586.430	18,210	1.031.021.297.7 44	11,183	10.498.852.903.75 2	0,911	30,30 4
		2021	29.712.905.824.29 6	9.904.301.941.43 2	19.808.603.882.86 4	1.182.932.179.848	16,745	1.425.097.771.3 96	13,900	18.383.506.111.46 8	0,928	31,57 3
		2022	39.763.076.948.35 2	13.254.358.982.7 84	26.508.717.965.56 8	1.346.624.938.728	19,685	1.801.235.431.4 27	14,717	24.707.482.534.14 1	0,932	35,33 4
		2023	41.058.427.027.83 6	13.686.142.342.6 12	27.372.284.685.22 4	2.845.393.965.072	9,620	2.211.048.689.6 05	12,380	25.161.235.995.61 9	0,919	22,91 9
37	BTPS	2020	4.051.864.000.000	70.001.000.000	3.981.863.000.000	5.878.749.000.000	0,677	1.122.377.000.0 00	3,548	2.859.486.000.000	0,718	4,943



No	Kode Saham	Year	OUT	IN	VA	CE	VACA	HC	VAHU	SC	STVA	VAIC
		2021	4.287.852.000.000	- 1.378.360.000.000 0	5.666.212.000.000	7.094.900.000.000	0,799	1.115.239.000.000	5,081	4.550.973.000.000	0,803	6,683
		2022	508.138.000.000	2.214.794.000.000 0	- 1.706.656.000.000	8.407.995.000.000	- 0,203	1.175.598.000.000	(1,452)	(2.882.254.000.000 0)	1,689	0,034
		2023	5.263.147.000.000	-520.804.000.000	5.783.951.000.000	8.777.133.000.000	0,659	1.318.775.000.000	4,386	4.465.176.000.000	0,772	5,817



Lampiran 2 Tabel Perhitungan Ukuran Perusahaan (X2)

No	Kode Saham	Year	Total Asset	SIZE
1	AGRO	2020	28,015,492,262,000	30.9638
		2021	16,866,522,655,000	30.4564
		2022	13,898,775,065,000	30.2628
		2023	11,433,447,051,000	30.0676
2	AGRS	2020	9,854,035,000,000	29.9189
		2021	14,286,910,000,000	30.2904
		2022	18,304,587,000,000	30.5382
		2023	19,591,544,000,000	30.6061
3	AMAR	2020	4,057,988,611,000	29.0317
		2021	5,203,044,896,000	29.2803
		2022	4,505,045,609,000	29.1362
		2023	4,441,209,338,000	29.1219
4	BABP	2020	11,652,904,000,000	30.0866
		2021	14,015,360,000,000	30.2712
		2022	16,862,363,000,000	30.4561
		2023	17,352,458,000,000	30.4848
5	BACA	2020	20,628,501,000,000	30.6577
		2021	22,325,883,000,000	30.7368
		2022	20,628,501,000,000	30.6577
		2023	20,201,578,000,000	30.6368
6	BBCA	2020	1,075,570,256,000,000	34.6116
		2021	1,228,344,680,000,000	34.7444
		2022	1,314,731,674,000,000	34.8124
		2023	1,381,449,427,000,000	34.8619
7	BBHI	2020	2,586,663,487,991	28.5814
		2021	4,649,357,148,732	29.1678
		2022	11,058,956,402,885	30.0343
		2023	11,989,836,729,655	30.1151
8	BBKP	2020	79,938,678,000,000	32.0123
		2021	89,215,674,000,000	32.1221
		2022	89,995,352,000,000	32.1308
		2023	83,893,850,000,000	32.0606
9	BBMD	2020	14,159,755,232,533	30.2814
		2021	15,983,152,301,240	30.4026
		2022	16,583,990,927,531	30.4395
		2023	16,499,209,070,671	30.4343
10	BBNI	2020	891,337,425,000,000	34.4237

No	Kode Saham	Year	Total Asset	SIZE
		2021	964,837,692,000,000	34.503
		2022	1,029,836,868,000,000	34.5682
		2023	1,009,308,655,000,000	34.548
11	BBRI	2020	1,511,804,628,000,000	34.9521
		2021	1,678,097,734,000,000	35.0564
		2022	1,865,639,010,000,000	35.1624
		2023	1,851,964,853,000,000	35.155
12	BBTN	2020	361,208,406,000,000	33.5205
		2021	371,868,311,000,000	33.5496
		2022	402,148,312,000,000	33.6278
		2023	409,674,957,000,000	33.6464
13	BCIC	2020	16,204,908,000,000	30.4163
		2021	21,317,575,000,000	30.6906
		2022	33,617,390,000,000	31.1461
		2023	37,074,699,000,000	31.244
14	BDMN	2020	200,890,068,000,000	32.9338
		2021	192,239,698,000,000	32.8898
		2022	197,729,688,000,000	32.9179
		2023	208,277,073,000,000	32.9699
15	BEKS	2020	5,337,281,000,000	29.3057
		2021	8,849,611,000,000	29.8114
		2022	7,223,058,000,000	29.6083
		2023	6,869,638,000,000	29.5581
16	BGTG	2020	5,365,456,000,000	29.311
		2021	8,575,950,000,000	29.78
		2022	8,968,132,000,000	29.8247
		2023	7,498,758,000,000	29.6458
17	BINA	2020	8,437,685,000,000	29.7637
		2021	15,055,850,000,000	30.3428
		2022	20,552,736,000,000	30.654
		2023	23,564,613,000,000	30.7908
18	BJBR	2020	140,934,002,000,000	32.5793
		2021	158,356,097,000,000	32.6959
		2022	181,241,291,000,000	32.8309
		2023	179,309,597,000,000	32.8201
19	BJTM	2020	83,619,452,000,000	32.0573
		2021	100,723,330,000,000	32.2434
		2022	103,031,367,000,000	32.2661

No	Kode Saham	Year	Total Asset	SIZE
		2023	107,037,717,000,000	32.3042
20	BKSW	2020	18,297,700,000,000	30.5378
		2021	17,701,527,000,000	30.5047
		2022	16,717,087,000,000	30.4475
		2023	12,943,351,000,000	30.1916
21	BMAS	2020	10,110,519,691,000	29.9446
		2021	14,234,358,584,000	30.2867
		2022	14,956,302,274,000	30.3362
		2023	20,839,937,353,000	30.6679
22	BMRI	2020	1,429,334,484,000,000	34.896
		2021	1,725,611,128,000,000	35.0844
		2022	1,992,544,687,000,000	35.2282
		2023	2,006,939,146,000,000	35.2354
23	BNBA	2020	7,637,524,325,854	29.6641
		2021	8,666,525,828,600	29.7905
		2022	8,211,291,790,399	29.7365
		2023	8,179,919,155,259	29.7327
24	BNGA	2020	280,943,605,000,000	33.2692
		2021	310,786,960,000,000	33.3701
		2022	306,754,299,000,000	33.3571
		2023	329,130,440,000,000	33.4275
25	BNII	2020	173,224,412,000,000	32.7856
		2021	168,758,476,000,000	32.7595
		2022	160,813,918,000,000	32.7113
		2023	170,051,640,000,000	32.7671
26	BNLI	2020	197,726,097,000,000	32.9179
		2021	234,379,042,000,000	33.088
		2022	255,112,471,000,000	33.1727
		2023	251,906,925,000,000	33.1601
27	BSIM	2020	44,612,045,000,000	31.429
		2021	52,671,981,000,000	31.5951
		2022	47,350,601,000,000	31.4886
		2023	47,699,406,000,000	31.4959
28	BSWD	2020	3,721,363,459,751	28.9451
		2021	4,255,493,556,351	29.0792
		2022	6,060,045,883,689	29.4327
		2023	6,164,427,858,719	29.4498
29	BTPN	2020	183,165,978,000,000	32.8414

No	Kode Saham	Year	Total Asset	SIZE
		2021	191,917,794,000,000	32.8881
		2022	209,169,704,000,000	32.9742
		2023	193,085,703,000,000	32.8942
30	BVIC	2020	26,221,407,472,000	30.8976
		2021	24,947,143,045,000	30.8478
		2022	25,932,001,125,000	30.8865
		2023	27,346,139,466,000	30.9396
31	INPC	2020	30,526,965,000,000	31.0496
		2021	26,127,820,000,000	30.894
		2022	25,437,633,000,000	30.8673
		2023	24,289,516,000,000	30.8211
32	MCOR	2020	25,235,573,000,000	30.8593
		2021	26,194,512,000,000	30.8966
		2022	25,022,953,000,000	30.8508
		2023	26,286,875,000,000	30.9001
33	MEGA	2020	112,202,653,000,000	32.3513
		2021	132,879,390,000,000	32.5205
		2022	141,750,449,000,000	32.5851
		2023	116,846,607,000,000	32.3919
34	NISP	2020	206,297,200,000,000	32.9603
		2021	214,395,608,000,000	32.9988
		2022	238,498,560,000,000	33.1054
		2023	246,997,563,000,000	33.1404
35	NOBU	2020	13,737,934,000,000	30.2512
		2021	20,742,643,000,000	30.6632
		2022	22,116,366,000,000	30.7273
		2023	24,820,383,000,000	30.8427
36	BBSI	2020	1,441,234,275,187	27.9965
		2021	2,476,075,485,358	28.5377
		2022	3,313,589,745,696	28.8291
		2023	3,421,535,585,653	28.8611
37	BTPS	2020	16,435,005,000,000	30.4304
		2021	18,543,856,000,000	30.5512
		2022	21,161,976,000,000	30.6832
		2023	21,969,401,000,000	30.7207

Lampiran 3 Hasil Perhitungan Kinerja Keuangan (Y)

No	Kode Saham	Year	Total Asset	Laba Bersih	ROA
1	AGRO	2020	28,015,492,262,000	31,260,682,000	0.11
		2021	16,866,522,655,000	-3,045,701,407,000	-18.06
		2022	13,898,775,065,000	11,460,505,000	0.08
		2023	11,433,447,051,000	21,590,552,000	0.02
2	AGRS	2020	9,854,035,000,000	-176,863,000,000	-1.8
		2021	14,286,910,000,000	12,770,000,000	0.09
		2022	18,304,587,000,000	103,454,000,000	0.57
		2023	19,591,544,000,000	183,295,000,000	0.95
3	AMAR	2020	4,057,988,611,000	8,586,126,000	0.21
		2021	5,203,044,896,000	4,115,021,000	0.08
		2022	4,505,045,609,000	-155,381,289,000	-3.45
		2023	4,441,209,338,000	308,554,648,000	4.07
4	BABP	2020	11,652,904,000,000	10,414,000,000	0.09
		2021	14,015,360,000,000	12,868,000,000	0.09
		2022	16,862,363,000,000	52,505,000,000	0.31
		2023	17,352,458,000,000	73,932,000,000	0.43
5	BACA	2020	20,628,501,000,000	61,414,000,000	0.34
		2021	22,325,883,000,000	34,758,000,000	0.19
		2022	20,628,501,000,000	32,129,000,000	0.02
		2023	20,201,578,000,000	118,084,000,000	0.57
6	BBCA	2020	1,075,570,256,000,000	27,131,109,000,000	2.58
		2021	1,228,344,680,000,000	31,422,660,000,000	2.56
		2022	1,314,731,674,000,000	40,735,722,000,000	0.31
		2023	1,381,449,427,000,000	48,920,684,000,000	3.46
7	BBHI	2020	2,586,663,487,991	37,011,391,337	1.43
		2021	4,649,357,148,732	192,474,618,193	4.14
		2022	11,058,956,402,885	270,029,411,193	2.46
		2023	11,989,836,729,655	490,247,238,380	0.35
8	BBKP	2020	79,938,678,000,000	-3,258,109,000,000	-4.1
		2021	89,215,674,000,000	-2,302,279,000,000	-2.59
		2022	89,995,352,000,000	-5,032,504,000,000	-5.61
		2023	83,893,850,000,000	-1,970,612,000,000	-7.18
9	BBMD	2020	14,159,755,232,533	325,932,118,524	2.3
		2021	15,983,152,301,240	519,580,026,420	3.25
		2022	16,583,990,927,531	523,103,882,225	3.16
		2023	16,499,209,070,671	457,083,262,600	0.26
10	BBNI	2020	891,337,425,000,000	3,280,403,000,000	0.44
		2021	964,837,692,000,000	10,898,518,000,000	1.37

No	Kode Saham	Year	Total Asset	Laba Bersih	ROA
		2022	1,029,836,868,000,000	18,312,054,000,000	1.78
		2023	1,009,308,655,000,000	21,806,140,000,000	1.93
11	BBRI	2020	1,511,804,628,000,000	18,654,753,000,000	1.25
		2021	1,678,097,734,000,000	31,066,592,000,000	1.89
		2022	1,865,639,010,000,000	51,170,312,000,000	2.79
		2023	1,851,964,853,000,000	62,007,428,000,000	3.11
12	BBTN	2020	361,208,406,000,000	1,602,358,000,000	0.54
		2021	371,868,311,000,000	2,376,227,000,000	0.74
		2022	402,148,312,000,000	3,045,073,000,000	0.88
		2023	409,674,957,000,000	3,353,372,000,000	0.89
13	BCIC	2020	16,204,908,000,000	-4,844,441,000,000	-3.01
		2021	21,317,575,000,000	445,423,000,000	-0.21
		2022	33,617,390,000,000	86,621,000,000	0.26
		2023	37,074,699,000,000	82,864,000,000	0.07
14	BDMN	2020	200,890,068,000,000	1,007,614,000,000	0.51
		2021	192,239,698,000,000	1,571,471,000,000	0.82
		2022	197,729,688,000,000	3,302,314,000,000	1.68
		2023	208,277,073,000,000	4,213,032,000,000	0.16
15	BEKS	2020	5,337,281,000,000	-308,158,000,000	-5.79
		2021	8,849,611,000,000	-156,176,000,000	-0.03
		2022	7,223,058,000,000	-239,287,000,000	-3.32
		2023	6,869,638,000,000	38,300,000,000	0.39
16	BGTG	2020	5,365,456,000,000	3,198,000,000	0.06
		2021	8,575,950,000,000	10,866,000,000	0.13
		2022	8,968,132,000,000	46,043,000,000	0.51
		2023	7,498,758,000,000	136,064,000,000	1.11
17	BINA	2020	8,437,685,000,000	19,376,000,000	0.34
		2021	15,055,850,000,000	39,748,000,000	0.37
		2022	20,552,736,000,000	157,048,000,000	1.02
		2023	23,564,613,000,000	220,684,000,000	2.74
18	BJBR	2020	140,934,002,000,000	1,687,218,000,000	1.35
		2021	158,356,097,000,000	2,031,585,000,000	1.48
		2022	181,241,291,000,000	2,304,376,000,000	1.54
		2023	179,309,597,000,000	2,059,024,000,000	4.68
19	BJTM	2020	83,619,452,000,000	1,488,962,000,000	2.17
		2021	100,723,330,000,000	1,523,070,000,000	2.25
		2022	103,031,367,000,000	1,542,824,000,000	1.95
		2023	107,037,717,000,000	1,498,500,000,000	1.70
20	BKSW	2020	18,297,700,000,000	-422,168,000,000	-2.31

No	Kode Saham	Year	Total Asset	Laba Bersih	ROA
		2021	17,701,527,000,000	-1,578,777,000,000	-8.95
		2022	16,717,087,000,000	-810,090,000,000	-4.86
		2023	12,943,351,000,000	50,312,000,000	0.59
21	BMAS	2020	10,110,519,691,000	66,986,471,000	0.69
		2021	14,234,358,584,000	80,162,068,000	0.58
		2022	14,956,302,274,000	114,940,964,000	0.79
		2023	20,839,937,353,000	28,005,856,000	0.33
22	BMRI	2020	1,429,334,484,000,000	16,799,515,000,000	1.18
		2021	1,725,611,128,000,000	28,028,155,000,000	1.63
		2022	1,992,544,687,000,000	41,170,637,000,000	2.07
		2023	2,006,939,146,000,000	55,326,624,000,000	2.54
23	BNBA	2020	7,637,524,325,854	35,053,333,152	0.46
		2021	8,666,525,828,600	42,675,045,867	0.49
		2022	8,211,291,790,399	38,939,042,725	0.47
		2023	8,179,919,155,259	75,258,615,608	0.56
24	BNGA	2020	280,943,605,000,000	2,012,401,000,000	0.72
		2021	310,786,960,000,000	4,100,340,000,000	1.33
		2022	306,754,299,000,000	5,041,781,000,000	1.65
		2023	329,130,440,000,000	6,675,612,000,000	1.95
25	BNII	2020	173,224,412,000,000	1,266,348,000,000	0.73
		2021	168,758,476,000,000	1,666,316,000,000	0.99
		2022	160,813,918,000,000	1,471,070,000,000	0.92
		2023	170,051,640,000,000	1,146,708,000,000	1.02
26	BNLI	2020	197,726,097,000,000	721,587,000,000	0.37
		2021	234,379,042,000,000	1,231,127,000,000	0.53
		2022	255,112,471,000,000	2,013,413,000,000	0.79
		2023	251,906,925,000,000	2,935,628,000,000	1.01
27	BSIM	2020	44,612,045,000,000	118,522,000,000	0.36
		2021	52,671,981,000,000	127,748,000,000	0.35
		2022	47,350,601,000,000	221,160,000,000	0.82
		2023	47,699,406,000,000	317,900,000,000	0.38
28	BSWD	2020	3,721,363,459,751	-70,518,531,876	-1.9
		2021	4,255,493,556,351	-44,051,239,526	-1.04
		2022	6,060,045,883,689	16,589,787,385	0.27
		2023	6,164,427,858,719	40,659,531,512	0.80
29	BTPN	2020	183,165,978,000,000	1,749,293,000,000	0.96
		2021	191,917,794,000,000	2,664,714,000,000	0.14
		2022	209,169,704,000,000	3,095,701,000,000	1.49
		2023	193,085,703,000,000	2,625,616,000,000	1.18

No	Kode Saham	Year	Total Asset	Laba Bersih	ROA
30	BVIC	2020	26,221,407,472,000	-252,193,690,000	-0.96
		2021	24,947,143,045,000	-119,063,497,000	-0.48
		2022	25,932,001,125,000	226,173,453,000	0.87
		2023	27,346,139,466,000	163,105,188,000	0.34
31	INPC	2020	30,526,965,000,000	21,371,000,000	0.07
		2021	26,127,820,000,000	-168,063,000,000	-0.64
		2022	25,437,633,000,000	54,997,000,000	0.22
		2023	24,289,516,000,000	152,860,000,000	0.56
32	MCOR	2020	25,235,573,000,000	49,979,000,000	0.2
		2021	26,194,512,000,000	79,392,000,000	0.31
		2022	25,022,953,000,000	135,595,000,000	0.55
		2023	26,286,875,000,000	221,816,000,000	0.87
33	MEGA	2020	112,202,653,000,000	3,008,311,000,000	3.82
		2021	132,879,390,000,000	4,008,051,000,000	3.95
		2022	141,750,449,000,000	4,052,678,000,000	4.21
		2023	116,846,607,000,000	3,292,400,000,000	3.98
34	NISP	2020	206,297,200,000,000	2,101,670,000,000	1.35
		2021	214,395,608,000,000	2,519,574,000,000	1.75
		2022	238,498,560,000,000	3,326,917,000,000	0.18
		2023	246,997,563,000,000	3,953,016,000,000	2.15
35	NOBU	2020	13,737,934,000,000	53,607,000,000	0.39
		2021	20,742,643,000,000	64,186,000,000	0.31
		2022	22,116,366,000,000	103,845,000,000	0.47
		2023	24,820,383,000,000	167,108,000,000	0.53
36	BBSI	2020	1,441,234,275,187	35,175,588,135	2.76
		2021	2,476,075,485,358	65,718,454,436	2.85
		2022	3,313,589,745,696	74,812,496,596	2.26
		2023	3,421,535,585,653	158,077,442,504	3.66
37	BTPS	2020	16,435,005,000,000	854,614,000,000	5.23
		2021	18,543,856,000,000	1,465,005,000,000	7.96
		2022	21,161,976,000,000	1,779,543,000,000	8.48
		2023	21,969,401,000,000	1,004,532,000,000	5.09

Lampiran 4 Hasil pengolahan SPSS

Uji Statistik Deskriptif

Descriptive Statistics

	N	Minimum	Maximum	Mean	Std. Deviation
Intelektual Capital	148	-42.30	572.24	30.2096	44.68498
Ukuran	148	28.00	35.24	31.5002	2.76906
Kinerja Keuangan	148	-18.06	8.48	.6730	3.70491
Valid N (listwise)	148				

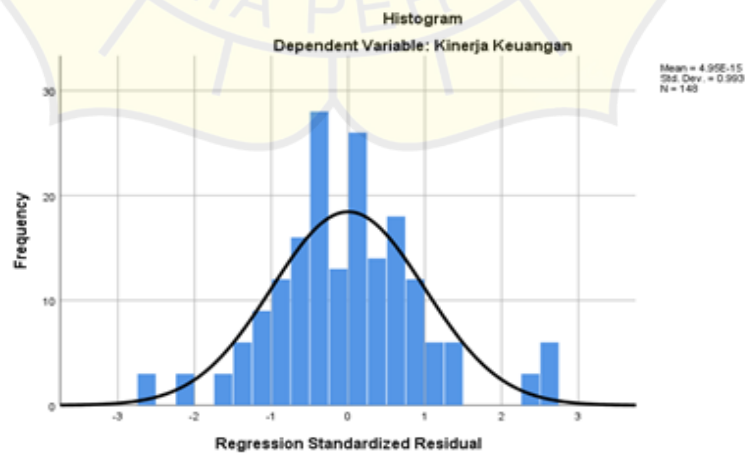
Uji Normlitas Data

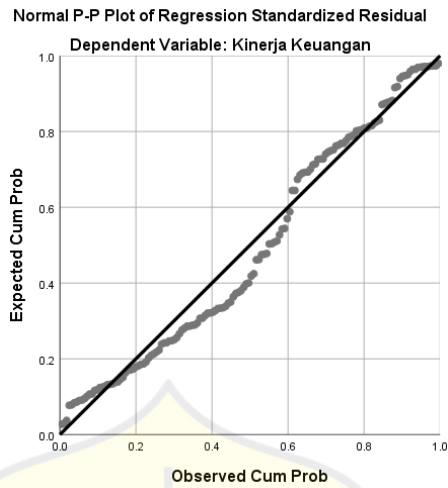
One-Sample Kolmogorov-Smirnov Test

		Unstandardized Residual
N		148
Normal Parameters ^{a,b}	Mean	.0000000
	Std. Deviation	.45487412
Most Extreme Differences	Absolute	.153
	Positive	.297
	Negative	-.064
Test Statistic		.097
Asymp. Sig. (2-tailed)		.200 ^{c,d}

a. Test distribution is Normal.

b. Lilliefors Significance Correction.



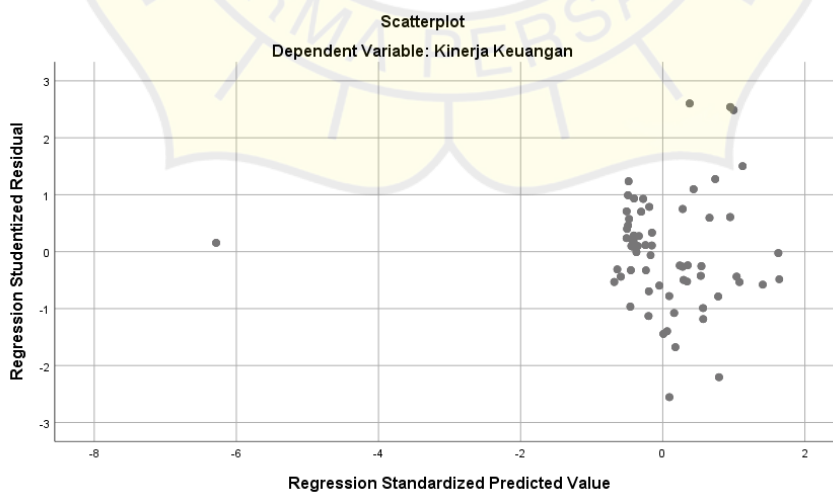


Hasil Uji Multikolinearitas Coefficients^a

Model		Unstandardized Coefficients		Standardized Coefficients		Collinearity Statistics		
		B	Std. Error	Beta	T	Sig.	Tolerance	VIF
1	(Constant)	3.287	.230		7.524	.000		
	Inteektual Capital	4.318	3.001	.231	3.052	.001	.793	1.422
	Ukuran	-.164	.298	-.083	-.510	.752	.793	1.422

a. Dependent Variable: Kinerja Keuangan

Hasil Uji Heterokedantisitas



Hasil Uji Autokorelasi

Model Summary^b

Model	R	R Square	Adjusted R Square	Std. Error of the Estimate	Durbin-Watson
1	.532 ^a	.283	.296	.35241	1.960

a. Predictors: (Constant), Ukuran, Inteektual Capital

b. Dependent Variable: Kinerja Keuangan

Hasil Analisis Regresi Linear Berganda

Coefficients^a

Model		Unstandardized Coefficients		Standardized Coefficients	T	Sig.
		B	Std. Error	Beta		
1	(Constant)	3.287	.230		7.524	.000
	Inteektual Capital	4.318	3.001	.231	3.052	.001
	Ukuran	-.164	.298	-.083	-.510	.752

a. Dependent Variable: Kinerja Keuangan

Hasil Uji Koefisien Determinasi

Model Summary^b

Model	R	R Square	Adjusted R Square	Std. Error of the Estimate
1	.532 ^a	.283	.296	.35241

a. Predictors: (Constant), Ukuran, Inteektual Capital

b. Dependent Variable: Kinerja Keuangan

Hasil Analisis Uji t

Coefficients^a

Model		Unstandardized Coefficients		Standardized Coefficients	T	Sig.
		B	Std. Error	Beta		
1	(Constant)	3.287	.230		7.524	.000
	Inteektual Capital	4.318	3.001	.231	3.052	.001
	Ukuran	-.164	.298	-.083	-.510	.752

a. Dependent Variable: Kinerja Keuangan